



Production General Risk Assessment

Lambeth Palace Travelling Crib 2024

Implementing protective measures in Theatre, Events, Film & TV

All Wintershall CIO staff must adhere to the company policies found in the staff handbook and follow the daily briefing documentation and risk assessment, ensuring that permissions are in place and all preparation is done to the highest standards.

Due to the nature of an event, it is the responsibility of the Event Manager to ensure that a dynamic assessment takes place during build up, throughout the duration of the event and during breakdown time following the event. Any changes resulting in the escalation of either the Consequence Rating or Probability Rating of an identified hazard is to be reported to an appropriate line manager @ Wintershall CIO. The Consequence and probability definitions relating to this document can be found on page 2 of this document.

This Risk Assessment was undertaken with prior knowledge of the event and licensed venue. It is assumed that all firefighting equipment and first aid provision will be provided as dictated by a Dynamic Risk Assessment on-site at the time of the event. This Risk Assessment assumes the production will be supported by standard sound.

Risk assessment forms part of the preventative measures used to minimise risk; however, events are never entirely risk free, and are supported by a reactive system, which can respond whenever incidents occur. Wintershall CIO have a duty rota in operation whilst events are in progress.

Wintershall CIO recognises that risk assessments are a fundamental tool for ensuring safety of events. They should however, not be viewed in isolation. Other documentation which should be considered, where applicable, includes;

- Contractors Method Statements
- Contractors Risk Assessments
- The Purple Guide <http://www.thepurpleguide.co.uk/>

Who may be harmed?

Name	Definition
Staff	Wintershall CIO staff and Contractors
Venue Staff	Venue Staff (volunteers etc.)
Actors	Actors/ Education Team
Public	Public
All	All categories listed above

LIKELIHOOD	RISK RANKING MATRIX				
HIGH	5	10	15	20	25
SIGNIFICANT	4	8	12	16	20
MODERATE	3	6	9	12	15
LOW	2	4	6	8	10
NEGLIGIBLE	1	2	3	4	5
CONSEQUENCE	NEGLIGIBLE	LOW	MODERATE	MAJOR	CATASTROPHIC

Likelihood x Consequence = score
If over 12 not acceptable and measures need to be put in place to control the risk

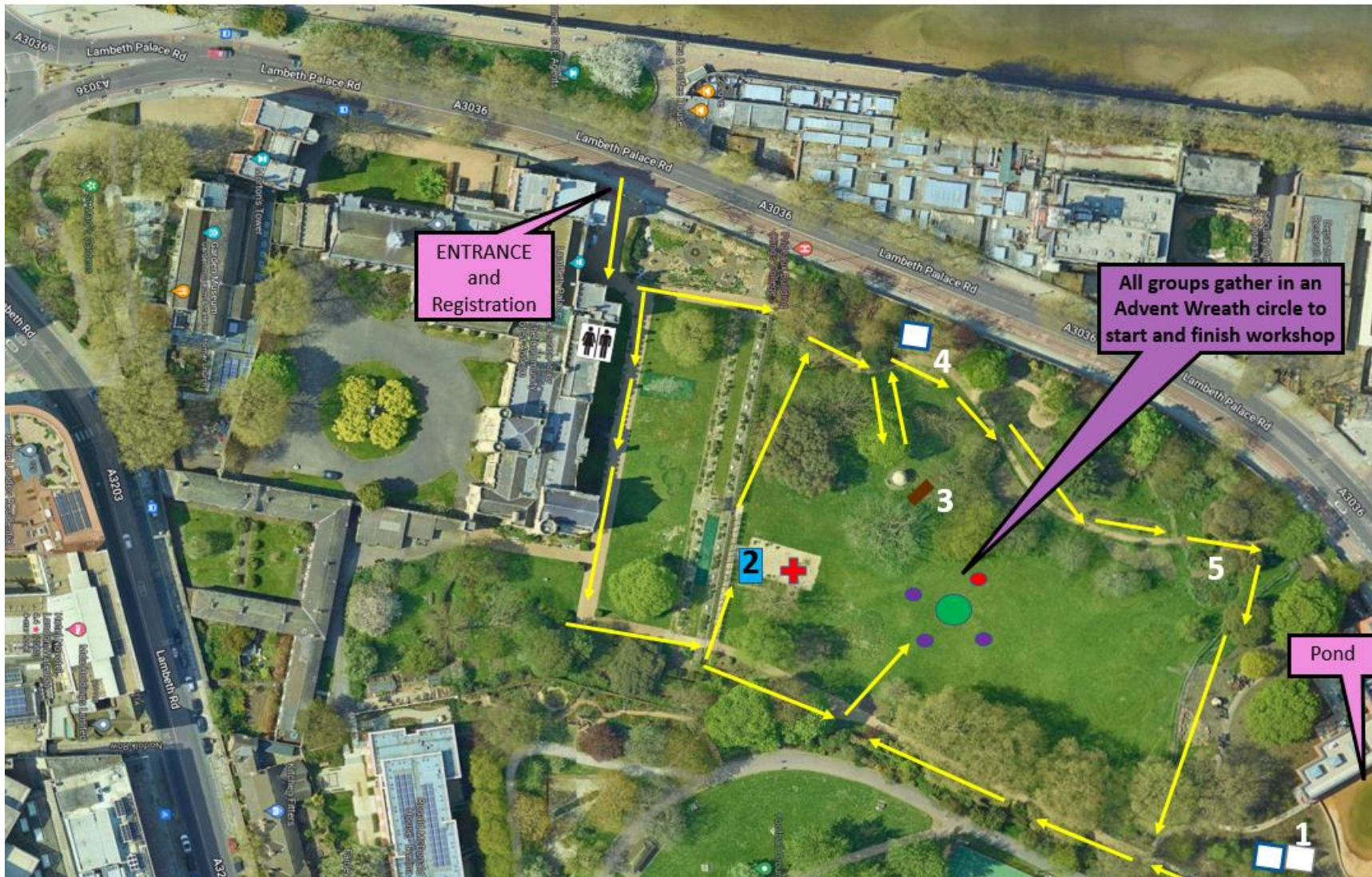
CONSEQUENCE DEFINITIONS	
Catastrophic	• Multiple of single death
	• Costs to Event of up to £10,000,000
	• International and National Media outrage
Major	• Serious health impacts on multiple or single persons or permanent disability.
	• Costs to Event between £2-£5,000,000
	• National media outrage
Moderate	• More than 10 days rehabilitation required for injured persons
	• Costs to Event between £500,000-£2,000,000

	<ul style="list-style-type: none"> Local media and community concern
Low	<ul style="list-style-type: none"> Injury to person resulting in lost time and claims
	<ul style="list-style-type: none"> Costs to Event between £500,000 - £1,000,000
	<ul style="list-style-type: none"> Minor isolated concerns raised by stakeholders, customers
Negligible	<ul style="list-style-type: none"> Persons requiring first aid
	<ul style="list-style-type: none"> Costs to Event up to £500,000
	<ul style="list-style-type: none"> Minimum impact to reputation

LIKELIHOOD DEFINITIONS	
A high likelihood	<ul style="list-style-type: none"> It is expected to occur in most circumstances
	<ul style="list-style-type: none"> There is a strong likelihood of the hazards reoccurring
A significant likelihood	<ul style="list-style-type: none"> Similar hazards have been recorded on a regular basis
	<ul style="list-style-type: none"> Considered that it is likely that the hazard could occur
A moderate likelihood	<ul style="list-style-type: none"> Incidents or hazards have occurred infrequently in the past
A low likelihood	<ul style="list-style-type: none"> Very few known incidents of occurrence
	<ul style="list-style-type: none"> Has not occurred yet, but it could occur sometime
A negligible likelihood	<ul style="list-style-type: none"> No known or recorded incidents of occurrence
	<ul style="list-style-type: none"> Remote chance, may only occur in exceptional circumstance

LOCATIONS AND OVERVIEW OF SHOTS

Location 1: Lambeth Palace Gardens



-  Show Pens
-  Extended night pen
-  Cast refreshment area
-  First Aid area
-  Toilets inc accessible
-  Borrowed benches
-  Festival Flags
-  Green table with Sound system underneath

- 1** The Sheep (+donkey night pen)
- 2** Mary's House
Existing structure
- 3** The Wise man
Existing structure
- 4** The Donkey (day pen)
- 5** Zechariah: Bell tent



1- Main meeting 'circle'. Use of battery powered PA to minimise mains cable runs.



2- Existing marquee structure- Mary's house and staff area. Fire extinguishers required. Welfare provision, see below



3. Existing structure – structurally sound. Dressed with props and Lambeth benches externally



4. Erection of bell tent (>10m from adjacent tree roots). To be erected in accordance with instructions by competent persons



5. Donkey day pen erected here- appropriately secured



1. Sheep/Donkey evening pen – adjacent to open water (pond) – water rescue equipment immediately available. Erection of 3m x 3m gazebo – appropriately secured/weighted.

SUMMARY OF KEY RISKS AND CONTROLS

Working at height - Use of ladders – staff should have existing training or be given toolbox talk. Ladders should be subject inspection prior to use and be undamaged, have all feet etc. Ladders should be appropriately stabilised by equipment designed for this task and footed where appropriate.

Use of Tools – Battery powered tools where possible. Competent persons using tools only. Tasks specific PPE where appropriate.

Manual Handling – Competent / experienced staff, adequate and experienced supervision. Use of wheeled dollies/sack barrows/ wheelbarrows where possible. Equipment appropriately labelled if very heavy. Avoid lifting very heavy items by handles. Access and egress routes assessed before lifting/moving equipment.

Trips Slips and Falls– cables not run across walkways/occupied space or flown / ramped / taped. Good housekeeping, including equipment kept out of walkways. Architectural/environmental trip hazards marked in hi-vis tape or verbally briefed to staff.

Hazards adjacent to performance area (including pond) – Adequate lighting, event manager to undertake briefing crew and cast. Spotting staff to assist any crew needing to walk backwards. Throwline present at all times adjacent to pond, no crew to work within 2m of water's edge. To be aware at all times of their surroundings and the working surfaces, and that they are wearing suitable footwear to avoid slips trips and falls

Child welfare – Clear instructions to schools prior to event. Children to be supervised and remain in care of school staff at all times. Allocated toilets available for use by children.

Use of Live Animals (Horses, Donkey, Sheep etc) – Ensure compliance with [The Animal Welfare \(Licensing of Activities Involving Animals\) England\) Regulations 2018](#)

Wintershall CIO - Event Risk Assessment

General – Staff and Contractor Welfare

Hazard	Risk	Who is at Risk	Likelihood	Consequence	Risk Score	Control Measure	Likelihood	Consequence	Risk Score
Manual Handling	Ergonomic Musculoskeletal injuries	Staff, venue staff and actors	3	3	9	<ul style="list-style-type: none"> ● All crew have been trained on the correct manual handling procedures for the equipment they are using ● All crew have correct skills, knowledge and experience to carry out their roles ● Where possible equipment is broken down into smaller lighter loads. ● The use of manual handling equipment is encouraged and includes the use of wheeled cases, trolleys and sack carts as well as vehicle mounted tail lifts. ● For larger and heavier items, crew are instructed to use a two person or team lift approach. ● Larger items that require assembling will be assembled at point of use ● Lifts over difficult terrain will be planned and assessed. Routes of access/egress will be walked by lifting staff prior to moving equipment ● All crew to wear hi-vis vests to BSEN 471 Class 2, safety boots and other appropriate PPE (e.g. gloves) while un/loading or working near vehicles ● Cases marked with weights, way up, unbalanced load etc ● Place with warning signs and protected working areas 	2	3	6
Weather and Equipment	Adverse weather	All	3	3	9	<ul style="list-style-type: none"> ● Wintershall CIO Event Manager to have suitable adverse weather plans in place – existing marquee structure available for cast to use as Green room/ welfare area between groups. ● Wintershall CIO Event Manager to obtain weather forecast using all available sources of information. On a daily basis prior to out outside working to check https://www.ventusky.com for weather conditions, adverse e.g Heavy rain or High winds and Gust ● Wintershall CIO Event Manager to ensure appropriate clothing for the conditions. ● Wintershall CIO Event Manager must ensure adequate water is available at all times 	3	1	3

Health and Hygiene - Water	Illness	Staff, venue staff and actors	3	3	9	<ul style="list-style-type: none"> Wintershall CIO Event Manager to ensure that there is a healthy supply of fresh water. Wintershall CIO Event Manager to brief team on available toilet facilities (6 portaloos and 1 disabled) and if applicable personal hygiene. 	3	2	6
Health and Hygiene – First Aid	Lack of First Aid cover	All	3	4	12	<ul style="list-style-type: none"> At least one member of Wintershall CIO staff must hold a first aid certificate. Wintershall CIO Event Manager to ensure that the designated First Aiders have access to a medical kit appropriate to the event- located in the wellness area. Designated First Aiders are carrying a first aid/medical kit appropriate to the event. 	1	3	3

Security – general	Injury	Staff, venue staff and actors	3	4	12	<ul style="list-style-type: none"> Wintershall CIO Event Manager to brief the team on the requirement for security awareness and point out specific dangers. Cast/crew are to try to verbally deescalate the situation and if this not possible then they should seek venue assistance Wintershall CIO Event Manager to monitor the situation and be alert at all times. 	2	2	4
--------------------	--------	-------------------------------	---	---	----	---	---	---	---

Security – Personal possessions	Loss of possessions/theft	All	4	2	8	<ul style="list-style-type: none"> Wintershall CIO staff to be discouraged to bring personal possessions to events. Public to keep their possessions with them at all times 	2	2	4
---------------------------------	---------------------------	-----	---	---	---	---	---	---	---

Lack of mental health support available	Development of mental health difficulty or experience a worsening of an existing mental health issue	Staff, venue staff and actors	3	4	12	<ul style="list-style-type: none"> Event management will promote mental wellbeing and a supportive production Promote a positive culture of trust All personnel will be provided with access to support throughout the production Display mental health information and resources from recognised organisations in accessible areas Reduce stigma and discrimination around mental ill health within the Theatre environment Open-door policy to encourage communication Encourage positive and constructive conversation between all staff Create a procedure for staff to raise issues with the Production Management Investigate any issues raised and take appropriate action as soon as possible Reference https://www.mind.org.uk/information-support/a-z-mental-health/ 	1	3	3
Alcohol/ Smoking	Injury/accident	Staff, venue staff and actors	2	6	12	<ul style="list-style-type: none"> Wintershall CIO actively discourages the consumption of alcohol or smoking on site by any crew member. Strong leadership should be used to discourage any expectation or culture of routine drinking/ smoking. No smoking except in designated smoking areas, Inc. e cigarettes and Vapes 	1	6	6

General – Staff Travel

Hazard	Risk	Who is at Risk	Likelihood	Consequence	Risk Score	Control Measure	Likelihood	Consequence	Risk Score
Vehicle use	Risk to life	Staff and drivers	3	5	15	<ul style="list-style-type: none"> Wintershall CIO Event Manager to ensure that the driver is sober and appears sufficiently competent, experienced or qualified enough to drive the vehicle. Ask to see paperwork of driver if appropriate. Wintershall CIO Event Manager and event staff must log their driving licence with the office prior to driving any hired vehicle. Person using their own vehicles are responsible for the road worthiness and that they have the appropriate insurance for the propose of their journey. Wintershall CIO Event Manager to ensure that the vehicle has a generally sound appearance, has current MOT Wintershall CIO Event Manager to ensure that there is sufficient tread on all tyres. Wintershall CIO Event Manager to 	2	4	8

						<p>ensure that the lights work. Must not travel at night when advised that travel at night is not allowed.</p> <ul style="list-style-type: none"> Wintershall CIO Event Manager to ensure that seat belts are used where provided. 			
--	--	--	--	--	--	---	--	--	--

Venue/Site – Lambeth Palace									
Hazard	Risk	Who is at Risk	Likelihood	Consequence	Risk Score	Control Measure	Likelihood	Consequence	Risk Score
Venue familiarisation	Accident/Incident	All	3	4	12	<ul style="list-style-type: none"> Wintershall CIO Event Manager will undertake a site visit Wintershall CIO Event Manager and staff must familiarise themselves with the facilities Emergency and Operating procedures, including but not limited to: Emergency Aid, Fire Evacuation and safeguarding policy. Directional signage to be erected as necessary to ensure a clear route away from any anticipated building work taking place on the Palace And if require these are to be illuminated Daily briefing to occur walking actors and staff around the site prior to the public arriving 	1	3	3
Access to site (egress/ingress) – coach drop off	Accident	All	3	4	12	<ul style="list-style-type: none"> Coaches to drop school parties externally to the venue on public land – refer to individual transport company RAMS for further detail. Site is secure with 24/7 security personnel Entry and ticketing arrangements sent to schools prior to event Site speed limit of 5mph enforced where Wintershall CIO vehicles are required to move on site 	2	4	8

Pedestrian movement from entry to Lambeth Palace and around the site	Accident/Incident	Public	3	4	12	<ul style="list-style-type: none"> Clearly established pedestrian footway between venue entrance and performance space ensuring clear separation from roadways/vehicle movement and any anticipated building work taking place on the Palace Warning signs to be erected where applicable hazards exist (i.e., pedestrian/traffic crossing points, steep or slippery ground etc.) 	2	4	8
Accreditation	Theft/Damage/Security risk to Palace	All	2	4	8	<ul style="list-style-type: none"> Lambeth Palace security requires the name of all Wintershall personnel entering the site and must register with the oil gate security on arrival. Schools to provide a full list of adults and number of children attending prior to arrival. 	1	2	2

Fire Safety	Fire	All	3	5	15	<ul style="list-style-type: none"> Control over flammable liquids stored on site (such as oil for lamps etc.) Adequate and appropriate fire extinguishers should be provided in accessible positions near to high-risk areas and in the pre-existing marquee No smoking except in designated smoking areas, Inc e cigarettes and Vapes Dispose of waste in skips and bins provided Inherently fire retardant sets, dressings and materials all class one products Keep fire exits and routes clear Prevent of accumulation of litter and waste 	1	4	4
Slip, trips and falls	Accident	All	3	3	9	<ul style="list-style-type: none"> Venue to comply with current OSHA and HSE legislation regarding workplace safety. Regular announcements regarding the conditions underfoot to be made. Awareness of visitors with sight impairment. Each morning event manager to walk the site to assess any alterations in conditions and brief Wintershall staff accordingly. Daily dynamic risk assessment to take place once conditions have been assessed. If working outside check the ground conditions are good and safe to work in. Any potential trip hazards will be kept clear of any doors / access and marked with hazard / gaffa tape. All work is supervised by the Event Manager 	2	3	6

Working at Height Use of Ladders/Zarges etc during rig/derig	Falls from height, serious injury, head injury, spinal injury, death.	Crew	5	4	20	<ul style="list-style-type: none"> Alternative measures considered first (such as placing equipment lower, using other methods from ground of flying equipment etc) Competent and experienced crew only to use ladders. Ladders subject to visual inspection for damage prior to use Ladders only to be used on flat, level surfaces UNLESS using an appropriately designed levelling system in accordance with manufacturer's instructions. Ladders not to be used on staircases or near ledges. Ladders 'tied off' or braced where appropriate Ladders will only be used for access, or light work of short duration Ladders footed where appropriate No overextending or climbing above apex of ladder. If person using ladder is not comfortable – Stop and come back down. Any items showing such signs will either be repaired on site or marked for repair 	5	2	10
First Aid	Lack of	All	3	3	9	<ul style="list-style-type: none"> Lambeth Palace medical protocols to be followed Lambeth Palace security to be alerted in the event of a 999 call in order they may route the arriving resources appropriately. First aid kits will be available for minor incidents Details of nearest hospitals for minor and major injuries, including telephone numbers, address and directions will be available. A data-protection compliant accident book will be kept at the site office all incidents requiring first aid, or resulting in injury will be logged 	1	3	3
Waste Management	Fire/Illness and Accident	All	2	3	6	<ul style="list-style-type: none"> Lambeth Palace to provide appropriate waste management solutions, including for animal waste All animal faeces to be cleaned up immediately and disposed of in accordance with the above or removed from site. The event team will not involve the use of chemicals listed in EH40 or assigned a Risk Phrase under CHIP 3 Spillages chemicals will be dealt with by an experienced a competent crew member, dedicated to cleaning and managing of such products 	1	2	2

Performance (external)

Hazard	Risk	Who is at Risk	Likelihood	Consequence	Risk Score	Control Measure	Likelihood	Consequence	Risk Score
Temporary structures (bell tents, Mary's house, speaker stands etc)	Tipping over/blowing over	All	3	4	12	<ul style="list-style-type: none"> Structures and stands all to be appropriately designed and weighted or staked into ground (NB – stakes may not be used within 10m of a tree) Check ground for underground services or drains Structures (Bell tents, Mary's house, animal pens etc) to be erected and secured by suitably qualified and experienced personnel. Barriers appropriate to the event and customer loading – post and rope, tape, wooden hurdles etc – to be used where considered necessary. All temporary structures to be checked daily by the events manager during morning walk through Documentation on wind loadings of each structure required and monitoring of wind speeds and gust 	2	3	6
Animals	Bites, distress to animal, infectious disease	All	3	5	15	<ul style="list-style-type: none"> RAMS and Insurance to be provided to Lambeth Palace for approval Ensure compliance with The Animal Welfare (Licensing of Activities Involving Animals) (England) Regulations 2018 Awareness of best practice for handling of animals in theatre and performance spaces Appropriate arrangements in place, water and food available for all animals Nominated personnel to ensure any faeces is cleaned up efficiently and disposed of. Only experienced hands to handle movement of animals Donkeys, sheep etc all monitored by experienced personnel Hand sanitiser available adjacent to all animals where public may pet them. Hand washing facilities available on site. 	2	4	8
Wind	Structures, stands or flags blowing over	All	3	5	15	<ul style="list-style-type: none"> Structures (Bell tent, Mary's house etc) to be erected and secured by suitably qualified and experienced personnel and appropriately ballasted or secured External structures and stands to be dismantled and packed away before the event of strong wind and/or withdrawn from use. Weather forecast to be monitored by the event manager 	1	4	4

						<ul style="list-style-type: none"> forecast using all available sources of information. On a daily basis prior to out outside working to check. https://www.ventusky.com for weather conditions ,adverse e.g.Heavy rain or High winds and Gust 			
4.5m Feather flags erected in the central circle	Falling/blowing over	All	2	5	10	<ul style="list-style-type: none"> Feather flags to be erected and secured by suitably qualified and experienced personnel and appropriately ballasted or secured Locator pin to be in place and/or suitable base to prevent wind picking flag up Maximum wind speed for flags to be erected 18-25mph. Flags to be de-rigged when wind speeds>25mph. 	1	5	5

Temporary Structures (gazebo (Donkey cover), bell tent etc)	Collapse	All	2	5	10	<ul style="list-style-type: none"> Wintershall CIO Event Manager to ensure that all contractors have provided RA and Method statements dictating safe methods of work. Where Gazebos are erected Wintershall CIO Event Manager to ensure they are erected in line with instructions and appropriately staked or weighted. In the event of anticipated high winds structures to be disassembled (as above) 	1	5	5
Proximity to open water (pond) around garden edge (location 1)	Drowning	All	3	4	12	<ul style="list-style-type: none"> Wintershall CIO Event Manager to ensure crew are aware they are working beside water/pond and act accordingly. Cast and crew not to be allowed within 2m of water's edge at any time. Throwline to be present at all times – provided by Lambeth Palace First Aid/medical cover available 	3	2	6
Sound levels	Noise injury (tinnitus)	All	2	4	8	<ul style="list-style-type: none"> Ensure that noise limitations (as advised by HSE and The Purple Guide) are adhered to. Event Manager to ensure that the requirements of the Control of Noise at Work Regulations 2005 are considered and so far, as is reasonably practicable, adhered to 	1	4	4

						<ul style="list-style-type: none"> Public exposure to high noise is not covered by CNAW 2005, however the event team shall adopt the guidance set out in HSG195 The Event Safety Guide i.e. no more than 107dB(A) as an Event LEQ The event team shall ensure that all staff and contractors are aware that noise levels in excess of the LEAV identified in the CNAW are likely on site, and that they need to take simple measures to protect their hearing whilst working on the site. Areas by PA will also be designated High Noise areas personnel work in close proximity to the PA will be required to wear hearing protection 			
--	--	--	--	--	--	---	--	--	--

Children

Hazard	Risk	Who is at Risk	Likelihood	Consequence	Risk Score	Control Measure	Likelihood	Consequence	Risk Score
--------	------	----------------	------------	-------------	------------	-----------------	------------	-------------	------------

Children (audience)	Failure to comply with Child protection guidelines	Visiting children	2	5	10	<ul style="list-style-type: none"> Child Protection Policy and DSL in place Schools advised that children must remain within the care and supervision of visiting adults. Site is safe and secure with entry/exit via controlled access gates Lost Child point (introduced during opening announcements) Site entrances and exits under security surveillance during performance 	1	2	2
---------------------	--	-------------------	---	---	----	---	---	---	---

Electrical



Hazard	Risk	Who is at Risk	Likelihood	Consequence	Risk Score	Control Measure	Likelihood	Consequence	Risk Score
--------	------	----------------	------------	-------------	------------	-----------------	------------	-------------	------------

Cabling	Trip and step hazard	All	3	5	15	<ul style="list-style-type: none"> All cables to be buried, run at height or covered by ramps or mats 	1	3	3
---------	----------------------	-----	---	---	----	--	---	---	---

<p>Electrical equipment (such as urns, speakers, portable power packs etc)</p>	<p>Electrocution</p>	<p>All</p>	<p>2</p>	<p>6</p>	<p>12</p>	<ul style="list-style-type: none"> ● A 30mA Residual Current Device will protect circuits located in any public areas. This will be checked by the Event Manager on a daily basis ● All equipment will be isolated from the supply before any work is carried out ● All crew are competent and experienced at this type of work only 12v tools will be used ● All installations will be carried out in accordance with BS7671: 1992 and BS7909: 1998 Code of practice design and installation of temporary distribution systems delivering a.c. electrical supplies for lighting, technical services and other entertainment related purposes and the BS 7430 Code of Practice on earthing. ● A competent electrician shall remain on site throughout the event period 	<p>1</p>	<p>5</p>	<p>5</p>
<p>Electrical equipment</p>	<p>Fire</p>	<p>All</p>	<p>3</p>	<p>5</p>	<p>15</p>	<ul style="list-style-type: none"> ● All circuits protected by MCB's to prevent overloading. ● RCD protection and all fittings positioned so as not to cause a fire risk ● All portable equipment to hold a current & valid Portable Appliance Test certificate All circuits provided for use shall be subject to appropriate RCD and.MCB.Protection ● All outdoor connections to be suitably IP rated 	<p>1</p>	<p>4</p>	<p>4</p>

Additional Mental Health resources are available at;

Applause for Thought (for Arts Industry MHFA England training rates)	applauseforthought@outlook.com	
Mind	www.mind.org.uk	0300 123 3393
Rethink	www.rethink.org	0121 522 7007
MHFA England	www.mhfaengland.org	0203 928 0760
Creative Response	www.creativeresponsearts.org	0125 271 6876
Anxiety UK	www.anxietyuk.org.uk	08444 775 774
British Association for Counselling & Psychotherapy Register	www.itsgoodtotalk.org.uk	01455 883 300

Risk Assessment Type	General		
Assessment By	A Ralls	Signed	
Reviewed By	Neil Marcus	Signed	
Date of Assessment	11/10/24	Date for next review	On-going